



COMPACT EX2200-C ETHERNET SWITCH

Fanless L2/L3 Switches for Micro Branch, Retail, and Workgroup Deployments

Product Overview

The Juniper Networks Compact EX2200-C Ethernet Switch offers an economical, entry level, simply connected solution in a compact, fanless form factor for access layer deployments in micro-branches, retail, and workgroup environments.

Product Description

The Juniper Networks® EX2200-C Ethernet Switch delivers a compact, silent, and power efficient platform for low-density micro branch deployments and commercial access or enterprise workgroup environments outside the wiring closet.

Featuring 12 10/100/1000BASE-T access ports with and without Power over Ethernet Plus (PoE+) in a fanless design, the EX2200-C switches deliver a powerful solution for supporting services such as unified communications, IP telephony, closed circuit television (CCTV), and other applications in office, classroom, hospitality, and other space and wiring constrained environments. Two front panel, dual-purpose (10/100/1000BASE-T or 100/1000BASE-X) uplinks provide operational flexibility.

Architecture and Key Components

The fixed configuration EX2200 line of Ethernet switches delivers complete Layer 2 and basic Layer 3 switching capabilities to satisfy the low-density branch and low-density wiring closet connectivity requirements of today's high-performance businesses. The EX2200-C models extend that reach into workgroup environments that reside outside the wiring closet, including micro branch offices, retail access applications, education, hospitality, and other locations where the switch is deployed in open areas.

Two models are available. The EX2200-C-12T-2G offers 12 front panel 10/100/1000BASE-T ports for connecting to networked devices. The EX2200-C-12P-2G includes support for the IEEE 802.3at PoE+ standard for powering networked devices such as telephones, video cameras, multiple radio IEEE 802.11n wireless LAN (WLAN) access points, and video phones in converged network environments.

The EX2200-C switches also include two front panel, small form-factor pluggable transceiver (SFP) GbE uplink ports, and two RJ-45 copper GbE uplink ports. Up to two of the uplink ports can be used simultaneously, providing the flexibility to connect to higher layer devices such as aggregation switches or routers over unshielded twisted pair (UTP) or fiber optic cabling. A fixed internal power supply ensures operational simplicity.

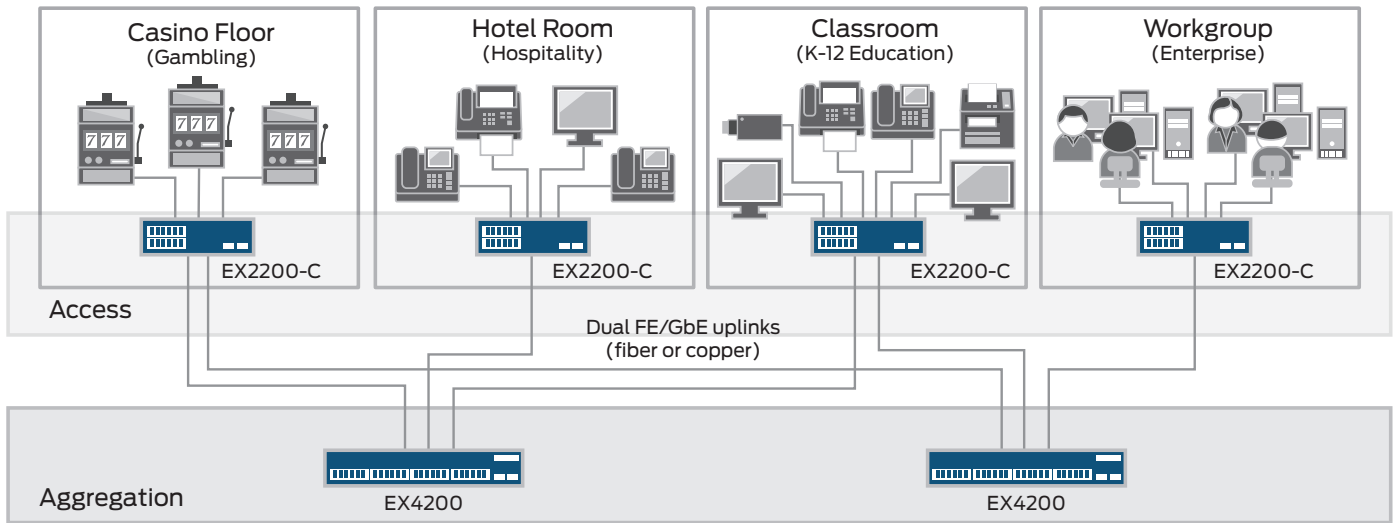


Figure 1: Commercial/enterprise access environments outside the wiring closet

Features and Benefits

The EX2200-C model switches include a number of features that make them ideal for low-density, open space deployments.

Compact Form Factor

At 10.6 inches wide and 9.4 inches deep, EX2200-C switches can be easily and discreetly installed on desktops, on or under shelves, or on walls. An optional magnetic mounting pad is available for securing the EX2200-C switches to metal surfaces. Rack mount kits are also available for installing the switches in standard 19 inch wiring racks. Wall mounting can be done using the flexible mounting slots on the bottom of the chassis to fix to the screws on the wall.

Dual-Purpose Uplinks

Two front panel, dual-purpose (10/100/1000BASE-T or 100/1000BASE-X) uplinks provide operational flexibility.

Silent Operation

The air-cooled EX2200-C switches do not require internal fans, resulting in a silent operating mode suitable for deployments

in workgroup areas. The fanless design also reduces power consumption and improves mean time between failures (MTBF) by eliminating moving parts that can fail.

Low Power Consumption

The lack of an internal fan reduces the power consumed by the EX2200-C switches. The hardware has Energy Efficient Ethernet (EEE)-capable ports (with software support available in a future release), providing low power consumption when network link is idle.

Simplified Operations

Dedicated front panel RJ-45 and USB console ports offer flexible out-of-band management options, while a front panel USB port can be used to easily upload the Juniper Networks Junos® operating system and configuration files. A series of front panel LEDs offer system status information with a button that allows users to toggle through four different modes for reporting link status, link activity, PoE, and speed. A fixed internal power supply ensures operational simplicity.

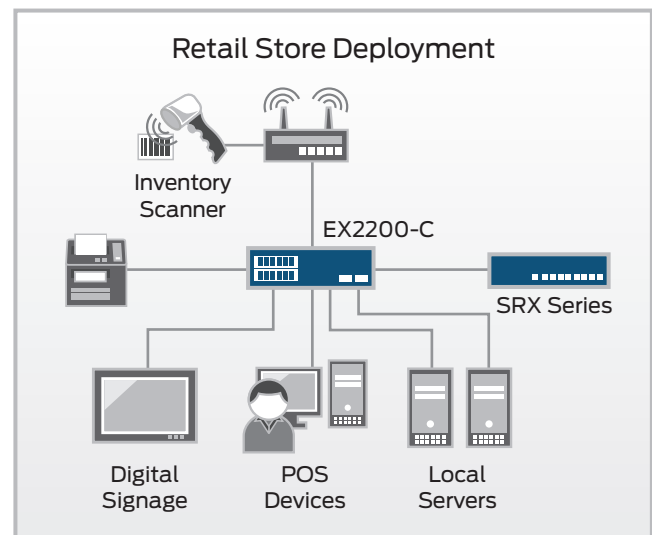
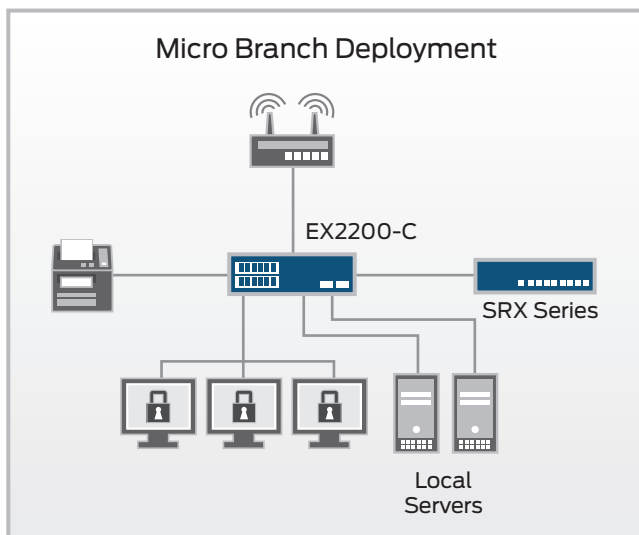


Figure 2: Micro branch and retail store deployment

Easy Provisioning

Auto-configuration and Auto-Image Install features allow the switches to be configured and imaged over the network using the Dynamic Host Configuration Protocol (DHCP) message exchange process. These features eliminate the need to stage devices prior to deployment, dramatically reducing operational expenses. Auto-configuration and Auto Image Install allow new branches and retail stores to rapidly deploy their networks, and also enable software upgrades and security fixes to be performed at the touch of a button.

Access Security

The EX2200-C switches fully interoperate with Juniper Networks Unified Access Control, which consolidates all aspects of a user's identity, device, and location, enabling administrators to enforce access control and security down to the individual port or user levels. Working as an enforcement point within the UAC, the EX2200-C provides standards-based 802.1X port-level access control as well as L2-L4 policy enforcement based on user identity, location, and/or device. If access is granted, the switch assigns the user to a specific VLAN based on authorization levels.

The EX2200-C also provides a full complement of port security features, including DHCP snooping, dynamic ARP inspection (DAI), and media access control (MAC) limiting to defend against internal and external spoofing, man-in-the-middle, and denial-of-service (DoS) attacks.

In addition, the EX2200-C switches are hardware ready (with software support available in a future release) to support IEEE 802.1ae MACSec, providing support for data confidentiality, data integrity, and data origin authentication.

Video and VoIP Ready

The EX2200-C delivers a reliable platform for unifying enterprise communication by providing the highest levels of flexibility and features in its class for the most demanding converged data, voice, and video environments. The EX2200-C switches support plug-and-play deployment with industry-standard Link Layer Discovery Protocol (LLDP) and LLDP-Media Endpoint Discovery (LLDP-MED). In addition, the EX2200-C supports rich quality-of-service (QoS) functionality for prioritizing data, voice, and video traffic. The switches support eight class-of-service (CoS) queues on every port, enabling them to maintain multilevel, end-to-end traffic prioritizations. The EX2200-C also supports a wide range of policy options, including strict priority, low latency, weighted random early detection (WRED), and shaped deficit weighted round-robin (SDWRR) queuing.

Product Options

Table 1: EX2200-C Ethernet Switch Models

MODEL	ACCESS PORT CONFIGURATION	UPLINK PORTS	POE+ CAPABLE PORTS	HEIGHT	POE+ BUDGET	POWER SUPPLY RATING
EX2200-C-12T-2G	12-port 10/100/1000BASE-T	Two dual-personality (10/100/1000BASE-T or 100/1000BASE-X) ports	0	1 RU	N/A	30 W AC
EX2200-C-12P-2G	12-port 10/100/1000BASE-T	Two dual-personality (10/100/1000BASE-T or 100/1000BASE-X) ports	12	1 RU	100 W	180 W AC

Easy Cable Management

A cable guard that affixes to the front of the switch holds attached cables in place and prevents them from being accidentally unplugged or otherwise removed.

Physical Security

Security slots on either side of the switch accept locking devices that physically secure switches, preventing them from being easily removed in open space or unsecured environments

PoE/PoE+ Power Budget

The EX2200-C-12P-2G switch supports the IEEE 802.3af PoE standard, as well as IEEE 802.3at PoE+. The 802.3af standard delivers up to 15.4 watts of Class 3 PoE per port, while the 802.3at PoE+ delivers up to 30 watts of power per port for supporting networked devices such as telephones, video cameras, IEEE 802.11n WLAN access points, and video phones that require more than 15.4 watts.


With a total PoE system budget of 100 watts, the 12-port EX2200-C-12P-2G can provide the full 15.4 watts of Class 3 PoE to a maximum of six ports simultaneously, and the full 30 watts of PoE+ to a maximum of three ports simultaneously. Attached devices draw the necessary power until the PoE power budget is exhausted.

Junos Operating System

The EX2200-C switches run the same Junos OS that is used by other Juniper Networks EX Series Ethernet Switches, as well as Juniper routers and Juniper Networks SRX Series Services Gateways. By using a common operating system, Juniper delivers a consistent implementation and operation of control plane features across all products.

Enhanced Limited Lifetime Warranty

The EX2200-C switches include an enhanced limited lifetime hardware warranty that provides next business day advance hardware replacement for as long as the original purchaser owns the product. The warranty includes lifetime software updates, advanced shipping of spares within one business day, and 24x7 Juniper Networks Technical Assistance Center (JTAC) support for 90 days after the purchase date. Power supplies and fan trays are covered for a period of five years. For complete details, please visit www.juniper.net/support/warranty.



Specifications

Physical Specifications

Dimensions (W x H x D)

- EX2200-C-12T-2G: 10.6 x 1.75 x 9.0 in (26.9 x 4.4 x 22.8 cm)
- EX2200-C-12P-2G: 10.6 x 1.75 x 9.4 in (26.9 x 4.4 x 23.8 cm)

Power Options

- Fixed internal power supply (AC)

System Weight

- EX2200-C-12T-2G: 4.6 lb
- EX2200-C-12P-2G: 6.4 lb

Environmental Ranges

- Operating temperature: 32° to 104° F (0° to 40° C)¹
- Storage temperature: -40° to 158° F (-40° to 70° C)
- Operating altitude: up to 5,000 ft (1,524 m)²
- Non-operating altitude: up to 16,000 ft (4,877 m)
- Relative humidity operating: 10% to 85% (noncondensing)
- Relative humidity non-operating: 0% to 95% (noncondensing)

Cooling

- Air cooled

Hardware Specifications

- Switching Engine Model: Store and forward
- DRAM: 512 MB
- Flash: 1 GB
- CPU: 800 MHz ARM CPU
- GbE port density per system: 14 (12 access ports + 2 uplink ports)

Physical Layer

- Physical port redundancy: Redundant Trunk Group (RTG)
- Time-domain reflectometry (TDR) for detecting cable breaks and shorts
- Auto medium-dependent interface/medium-dependent interface crossover (MDI/MDIX) support
- Port speed downshift/setting maximum advertised speed on 10/100/1000BASE-T ports

Packet Switching Capacities

- 28 Gbps

Layer 2 Throughput

- 21 Mpps (wire speed)

Layer 2 Switching

- Maximum MAC addresses in hardware: 16,000
- Jumbo frames: 9,216 bytes
- Number of VLANs: 1,024 (VLAN IDs: 4,096)
- Port-based VLAN
- MAC-based VLAN
- Voice VLAN
- Private VLAN (PVLAN)
- IEEE 802.1ak: Multiple VLAN Registration Protocol (MVRP)
- Multicast VLAN Registration (MVR)
- Compatible with Per-VLAN Spanning Tree Plus (PVST+)
- RVI (Routed VLAN Interface)
- IEEE 802.1AB: Link Layer Discovery Protocol (LLDP)
- LLDP-MED with VoIP integration
- IEEE 802.1D: Spanning Tree Protocol
- IEEE 802.1p: CoS prioritization
- IEEE 802.1Q: VLAN tagging
- IEEE 802.1Q-in-Q: VLAN Stacking
- IEEE 802.1s: Multiple Spanning Tree Protocol (MSTP)
- Number of MST instances supported: 64
- IEEE 802.1w: Rapid Spanning Tree Protocol (RSTP)
- IEEE 802.1X: Port Access Control
- IEEE 802.3: 10BASE-T
- IEEE 802.3u: 100BASE-T
- IEEE 802.3ab: 1000BASE-T
- IEEE 802.3z: 1000BASE-X
- IEEE 802.3af: PoE
- IEEE 802.3at: PoE+
- IEEE 802.3x: Pause Frames/Flow Control
- IEEE 802.3ad: Link Aggregation Control Protocol (LACP)
- IEEE 802.3ah: Ethernet in the First Mile (EFM)
- IEEE 802.1ag: Connectivity Fault Management (CFM)

Layer 3 Features: IPv4

- Maximum number of Address Resolution Protocol (ARP) entries: 2,000
- Maximum number of IPv4 unicast routes in hardware: 6,500
- Routing protocols:
 - RIP v1/v2
 - OSPF v1/v2 (with 4 active interfaces)
- Static routing
- Routing policy
- Bidirectional Forwarding Detection (BFD)
- IP directed broadcast

Layer 3 Features: IPv6 Management Functionality

- Neighbor discovery, system logging, telnet, SSH, SNMP, Network Time Protocol (NTP), Domain Name System (DNS)
- Static routing

¹ For supporting operating temperature ranges beyond 40° C up to 45° C at altitudes up to 5,000 ft, extended temperature range SFPs should be used when fiber uplinks are being utilized.

² For supporting operating altitude beyond 5,000 ft up to 10,000 ft and supporting temperature ranges beyond 35° C up to 45° C, extended temperature range SFPs should be used when fiber uplinks are being utilized.

Supported RFCs³

- RFC 3176 sFlow
- RFC 2925 MIB for remote ping, trace
- RFC 1122 Host requirements
- RFC 768 UDP
- RFC 791 IP
- RFC 783 Trivial File Transfer Protocol (TFTP)
- RFC 792 Internet Control Message Protocol (ICMP)
- RFC 793 TCP
- RFC 826 ARP

Supported RFCs³ (continued)

- RFC 894 IP over Ethernet
- RFC 903 Reverse ARP (RARP)
- RFC 906 TFTP bootstrap
- RFC 1027 Proxy ARP
- RFC 2068 HTTP server
- RFC 1812 Requirements for IP Version 4 routers
- RFC 1519 Classless Interdomain Routing (CIDR)
- RFC 1256 IPv4 ICMP Router Discovery (IRDP)
- RFC 1058 RIP v1
- RFC 2453 RIP v2
- RFC 1492 TACACS+
- RFC 2138 RADIUS authentication
- RFC 2139 RADIUS accounting
- RFC 3579 RADIUS Extensible Authentication Protocol (EAP) support for 802.1X
- RFC 5176 Dynamic Authorization Extensions to RADIUS
- RFC 2267 Network ingress filtering
- RFC 2030 SNTP, Simple Network Time Protocol
- RFC 854 Telnet client and server
- RFC 951, 1542 BootP
- RFC 2131 BOOTP/DHCP relay agent and DHCP server
- RFC 1591 Domain Name System (DNS)
- RFC 2474 DiffServ Precedence, including 8 queues per port
- RFC 2598 DiffServ Expedited Forwarding (EF)
- RFC 2597 DiffServ Assured Forwarding (AF)
- LLDP Media Endpoint Discovery (LLDP-MED), ANSI/TIA-105 7, draft 0

High Availability

- Link Aggregation
- 802.3ad (LACP) support:
 - Number of LAGs supported: 32
 - Maximum number of ports per LAG: 8
- LAG load sharing algorithm—Bridged Unicast Traffic:
 - IP: S/D MAC, S/D IP
 - TCP/UDP: S/D MAC, S/D IP, S/D port
 - Non-IP: S/D MAC
- LAG sharing algorithm—Routed Unicast Traffic:
 - IP: S/D IP
 - TCP/UDP: S/D IP, S/D port
- LAG load sharing algorithm—Bridged Multicast Traffic:
 - IP: S/D MAC, S/D IP
 - TCP/UDP: S/D MAC, S/D IP, S/D port
 - Non-IP: S/D MAC
- LAG sharing algorithm—Routed Multicast Traffic:
 - IP: S/D IP
 - TCP/UDP: S/D IP, S/D port
- Tagged ports support in LAG
- Uplink Failure Detection (UFD)

Multicast

- Internet Group Management Protocol (IGMP) snooping entries: 1,000
- IGMP: v1, v2, v3
- IGMP snooping
- Protocol Independent Multicast-Sparse Mode (PIM-SM), PIM Source-Specific Multicast (PIM-SSM), PIM Dense Mode (PIM-DM)

Quality of Service (QoS)

- Layer 2 QoS
- Layer 3 QoS
- Ingress policing: 1 rate 2 color
- Hardware queues per port: 8
- Scheduling methods (egress): Strict Priority (SP), shaped deficit weighted round-robin (SDWRR)
- 802.1p: DSCP /IP precedence trust and marking
- L2-L4 classification criteria: Interface, MAC address, Ethertype, 802.1p, VLAN, IP address, DSCP/IP precedence, TCP/UDP port numbers
- Congestion avoidance capabilities: Tail drop

Security

- MAC limiting
- Allowed MAC addresses—configurable per port
- Dynamic ARP inspection (DAI)
- Proxy ARP
- Static ARP support
- DHCP snooping
- IP source guard
- 802.1X port-based
- 802.1X multiple supplicants
- 802.1X with VLAN assignment
- 802.1X with authentication bypass access (based on host MAC address)
- 802.1X with VoIP VLAN support
- 802.1X dynamic access control list (ACL) based on RADIUS attributes
- 802.1X Supported EAP types: Message Digest 5 (MD5), Transport Layer Security (TLS), Tunneled Transport Layer Security (TTLS), Protected Extensible Authentication Protocol (PEAP)
- Captive Portal
- Static MAC authentication
- MAC-RADIUS
- Fallback Authentication
- Trusted Network Connect (TNC) certified
- Control plane DoS protection

Access Control Lists (ACLs) (Junos OS firewall filters)

- Port-based ACL (PACL)—ingress
- VLAN-based ACL (VAACL)—ingress and egress
- Router-based ACL (RAACL)—ingress and egress
- ACL entries (ACE) in hardware per system: 1,500
- ACL counter for denied packets
- ACL counter for permitted packets
- Ability to add/remove/change ACL entries in middle of list (ACL editing)
- L2-L4 ACL

³ Unless explicitly specified for any particular MIB table or variables, Junos OS does not support SNMP set operations.

Services and Manageability

- Junos OS command-line interface (CLI)
- Web interface: Junos Web (planned for future release)
- Out-of-band management: Serial, 10/100BASE-T Ethernet
- ASCII configuration
- Rescue configuration
- Configuration rollback
- Image rollback
- Element management tools: Juniper Networks Network and Security Manager
- Proactive services support via Advanced Insight Solutions
- SNMP: v1, v2c, v3
- Remote monitoring (RMON) (RFC 2819) Groups 1, 2, 3, 9
- Network Time Protocol (NTP)
- DHCP server
- DHCP client and DHCP proxy
- DHCP relay and helper
- RADIUS authentication
- SSHv2
- Secure copy
- HTTP/HTTPS
- DNS resolver
- System logging
- Temperature sensor
- Configuration backup via FTP/secure copy
- Real-time performance monitoring (RPM)

Supported MIBs⁴

- RFC1155 Structure of Management Information (SMI)
- RFC 1157 SNMPv1
- RFC 1905 RFC 1907 SNMP v2c, SMIv2, and revised MIB-II RFC 2570-2575 SNMPv3, user-based security, encryption, and authentication
- RFC 2576 Coexistence between SNMP V1, V2, and V3
- RFC 1212, RFC 1213, RFC 1215 MIB-II, Ethernet-like MIB, and SNMP TRAPS
- RFC 2578 SNMP Structure of Management Information MIB
- RFC 2579 SNMP Textual Conventions for SMIv2
- RFC 2925 Ping/traceroute MIB
- RFC 2665 Ethernet-like interface MIB
- RFC 1643 Ethernet MIB
- RFC 1493 Bridge MIB
- RFC 2096 IPv4 Forwarding Table MIB
- RFC 2011 SNMPv2 for IP using SMIv2
- RFC 2012 SNMPv2 for transmission control protocol using SMIv2
- RFC 2013 SNMPv2 for user datagram protocol using SMIv2
- RFC 2863 Interface MIB
- RFC 3413 SNMP Application MIB
- RFC 3414 User-based security model for SNMPv3
- RFC 3415 View-based Access Control Model for SNMP
- RFC 3621 PoE-MIB (PoE switches only)
- RFC 1724 RIPv2 MIB
- RFC 2863 Interface Group MIB
- RFC 2819 RMON MIB
- RFC 2287 System Application Packages MIB
- RFC 4188 STP and extensions MIB
- RFC 4363 Definitions of managed objects for bridges with traffic classes, multicast filtering, and VLAN extensions
- RFC 2922 LLDP MIB
- Draft - blumenthal - aes - usm - 08
- Draft - reeder - snmpv3 - usm - 3desede -0

⁴ Unless explicitly specified for any particular MIB table or variable, Junos OS does not support SNMP set operations.

Troubleshooting

- Debugging: CLI via console, telnet, or SSH
- Diagnostics: Show and debug command statistics
- Traffic mirroring (port)
- Traffic mirroring (VLAN)
- Filter-based mirroring
- Mirroring destination ports per system: 1
- LAG port monitoring
- Multiple destination ports monitored to one mirror (N:1)
- Maximum number of mirroring sessions: 1
- Mirroring to remote destination (over L2): 1 destination VLAN
- IP tools: Extended ping and trace
- Juniper Networks commit and rollback

Telecom Quality Management

- TL9000

Environmental

- Reduction of Hazardous Substances (ROHS) 6

Warranty

- Enhanced limited lifetime switch hardware warranty

Safety Certifications

- UL-UL60950-1 (Second Edition)
- C-UL to CAN/CSA 22.2 No.60950-1 (Second Edition)
- TUV/GS to EN 60950-1 (Second Edition)
- CB-IEC60950-1 (Second Edition with all country deviations)
- EN 60825-1 (Second Edition)

Electromagnetic Compatibility Certifications

- FCC 47CFR Part 15 Class A
- EN 55022 Class A
- ICES-003 Class A
- VCCI Class A
- AS/NZS CISPR 22 Class A
- CISPR 22 Class A
- EN 55024
- EN 300386
- CE

Noise Specifications

- 0 db (fanless)
- Noise measurements based on operational tests taken from bystander position (front) and performed at 25° C in compliance with ISO 7779

Telco

- CLEI code

Juniper Networks Services and Support

Juniper Networks is the leader in performance-enabling services that are designed to accelerate, extend, and optimize your high-performance network. Our services allow you to maximize operational efficiency while reducing costs and minimizing risk, achieving a faster time to value for your network. Juniper Networks ensures operational excellence by optimizing the network to maintain required levels of performance, reliability, and availability. For more details, please visit www.juniper.net/us/en/products-services.

Ordering Information

MODEL NUMBER	DESCRIPTION
Switches⁵	
EX2200-C-12T-2G	EX2200-C compact, fanless switch with 12-port 10/100/1000BASE-T and 2 dual-purpose (10/100/1000BASE-T or SFP) uplink ports
EX2200-C-12P-2G	EX2200-C compact, fanless switch with 12-port 10/100/1000 BASE-T (12-ports PoE+) and 2 dual-purpose (10/100/1000BASE-T or SFP) uplink ports

Options

EX-CBL-CON-USB	Console Cable with USB Type A and mini-B connectors
EX-CBL-GRD	Cable Guard
EX-MGNT-MNT	Magnet Mount
EX-RMK2	Rack Mount Kit

Enhanced Feature License

EX-12-EFL	Enhanced Feature License for OSPF v1/v2, IGMP v1/v2/v3, PIM, IEEE 802.1Q-in-Q, Bidirectional Forwarding Detection (BFD), Real-time Performance Monitoring (RPM), IEEE 802.1ag (Connectivity Fault Management).
-----------	----------------------------------------------------------------------------------------------------------------------------------------------------------------------------------------------------------------

Optics

EX-SFP-1FE-FX	SFP 100BASE-FX; LC connector; 1310 nm; 2 km reach on multimode fiber
EX-SFP-1FE-FX-ET	Extended Temperature SFP 100BASE-FX; LC connector; 1310 nm; 2 km reach on multimode fiber
EX-SFP-1GE-SX	SFP 1000BASE-SX; LC connector; 850 nm; 550 m reach on multimode fiber
EX-SFP-1GE-SX-ET	Extended Temperature SFP 1000BASE-SX; LC connector; 850 nm; 550 m reach on multimode fiber
EX-SFP-1GE-LX	SFP 1000BASE-LX; LC connector; 1310 nm; 10 km reach on single-mode fiber
EX-SFP-1GE-LH	SFP 1000BASE-LH; LC connector; 1550 nm; 70 km reach on single-mode fiber

⁵ Each switch comes with a RJ-45-to-DB-9 serial port adapter, power cord retainer and four rubber feet. Each system also ships with a power cord for the country to which it is shipped.

About Juniper Networks

Juniper Networks is in the business of network innovation. From devices to data centers, from consumers to cloud providers, Juniper Networks delivers the software, silicon and systems that transform the experience and economics of networking. The company serves customers and partners worldwide. Additional information can be found at www.juniper.net.

Corporate and Sales Headquarters

Juniper Networks, Inc.
1194 North Mathilda Avenue
Sunnyvale, CA 94089 USA
Phone: 888.JUNIPER (888.586.4737)
or 408.745.2000
Fax: 408.745.2100
www.juniper.net

APAC Headquarters

Juniper Networks (Hong Kong)
26/F, Cityplaza One
1111 King's Road
Taikoo Shing, Hong Kong
Phone: 852.2332.3636
Fax: 852.2574.7803

EMEA Headquarters

Juniper Networks Ireland
Airside Business Park
Swords, County Dublin, Ireland
Phone: 35.31.8903.600
EMEA Sales: 00800.4586.4737
Fax: 35.31.8903.601

To purchase Juniper Networks solutions, please contact your Juniper Networks representative at 1-866-298-6428 or authorized reseller.

Copyright 2011 Juniper Networks, Inc. All rights reserved. Juniper Networks, the Juniper Networks logo, Junos, NetScreen, and ScreenOS are registered trademarks of Juniper Networks, Inc. in the United States and other countries. All other trademarks, service marks, registered marks, or registered service marks are the property of their respective owners. Juniper Networks assumes no responsibility for any inaccuracies in this document. Juniper Networks reserves the right to change, modify, transfer, or otherwise revise this publication without notice.